



VANDAL PRODUCTS

by **ATLAS**  **AMERICAN**

A Veteran Owned Small Business

Buy It Once, Install It Once!



Catalog



www.vandalstop.com

Phone
(530) 894 7867

Vandal Stop Products by Atlas American LLC
1930 Village Center Circle #3-5871
Las Vegas, NV 89134

E-Mail
sales@vandalstop.com



AA-VRS-12

Vandal Resistant Shelf

Features:

- Made in USA
- Vandal Resistant
- Surface Mounted
- Corrosion Resistant
- Full Seam Welding
- Easily brush, spray, or hose clean
- Industry Leading Warranty against Vandalism



Dimensions:

- 12" x 1 1/2" x 12" (WxHxD)
- 16" x 1 1/2" x 12" (WxHxD)
- 24" x 1 1/2" x 12" (WxHxD)
- 30" x 1 1/2" x 12" (WxHxD)
- 36" x 1 1/2" x 12" (WxHxD)
- 48" x 1 1/2" x 12" (WxHxD)
- 60" x 1 1/2" x 12" (WxHxD)

Weight: Varies by Model

Material Options:

- 12-gauge 304L Stainless Steel
- 16-gauge 304L Stainless Steel

Model Names:

- AA-VRS-1212-304L-12g
- AA-VRS-1216-304L-12g
- AA-VRS-1224-304L-12g
- AA-VRS-1230-304L-12g
- AA-VRS-1236-304L-12g
- AA-VRS-1248-304L-12g
- AA-VRS-1260-304L-12g

Finish:

- Stainless Steel Satin #4 Finish

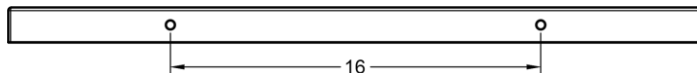
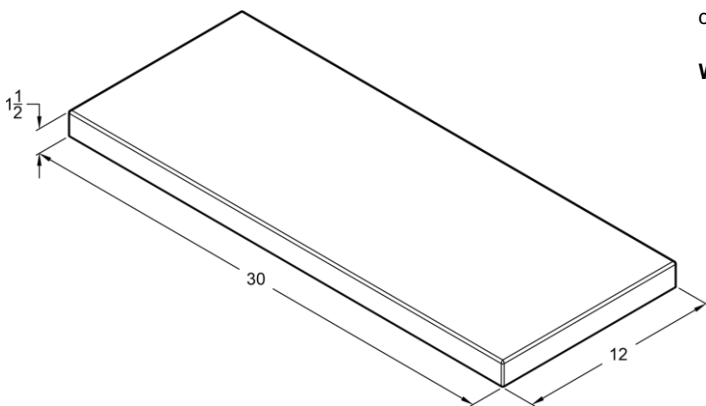
Mounting:

- 3/8" Surface Mounting Hole Placements

Installation: Secure fixture to wall with appropriate 3/8" stainless steel anchoring hardware (not provided) for optimal installation strength. Recommend 3/4" or greater back bracing for walls. Partitions may require T-nuts or other suitable anchoring devices. When possible it is recommended that units be through bolted back to back providing optimal installation strength.

Guide Specification: Vandal Resistant Shelf be constructed with American made, 12 or 16 gauge 304L. Receptacle shall not be cross-metal contaminated during manufacturing construction.

Warranty: See Website Product Page for Details.



www.vandalstop.com

Phone
(530) 894 7867

Vandal Stop Products by Atlas American LLC
1930 Village Center Circle #3-5871
Las Vegas, NV 89134

E-Mail
sales@vandalstop.com



What Makes Our Products Different?


There are many "Anti-Vandal" products on the market but none come close to matching all of the features of Atlas American's heavy duty restroom fixtures. From Warranty, Design, Material, Mounting, Paper Flexibility and being Made in the USA; feature for feature there is no better product. **"Simple, Rugged and Reliable!"**

Best Warranty

We are so confident in our products when properly installed and secured, that we offer an industry leading **Ten Year Extended Warranty.**

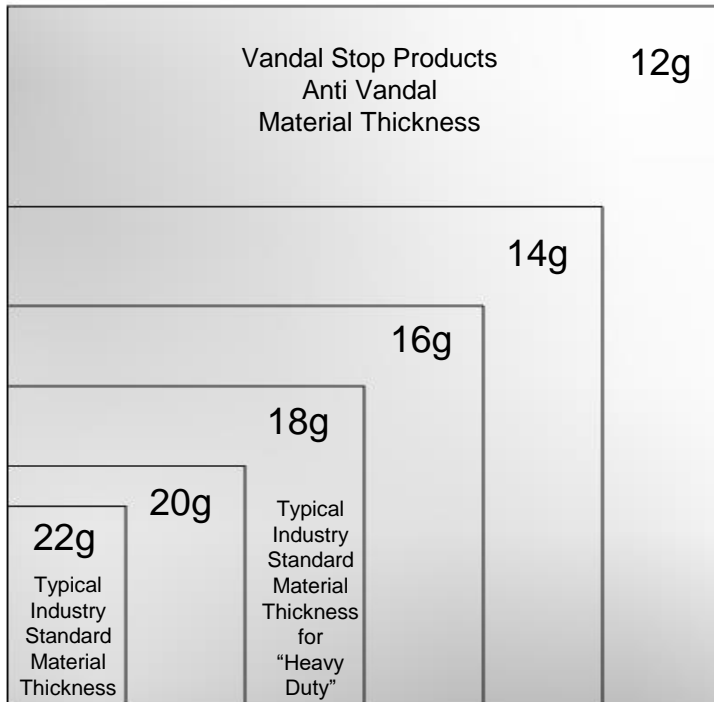
Anti-Vandal by Design

Security comes by a good design. One feature of Vandal Stop Products is the protected lock design to prevent vandals and thieves from easily compromising the lock and removing your costly paper products.



Thicker Material

The distinguishing feature of our products is the 12 gauge stainless steel material used. It is 350% thicker than the industry standard and over 200% the thickness of other "vandal-resistant" products on the market. 12 gauge is difficult to manufacture in but it is unmatched in strength.



American Made

Vandal Stop Products is a small family owned business that includes 3 generations of Military Veterans. Because of our heritage, we are proud that all of our products are Made in the USA with American-sourced Stainless Steel.



Better Mounting

Our products are specified to be mounted with industry leading 3/8" diameter mounting hardware. The difference in strength is apparent from the image below. Once properly mounted into concrete walls or drywall with 3/4" backing, our products will stand up to use, abuse and vandals.

Standard Industry Mounting Hardware: #8 Metal Screws



Vandal Stop Products specified 3/8" Mounting Hardware



Consumables Flexibility

We believe in offering you the flexibility to choose your consumable products that work for you. Save money month after month by freeing your facilities from locked-in proprietary supplies & expensive supply contracts while also providing the best double deterrent against vandal theft and vandal damage.



www.vandalstop.com

Phone
(530) 894 7867

Vandal Stop Products by Atlas American LLC
1930 Village Center Circle #3-5871
Las Vegas, NV 89134

E-Mail
sales@vandalstop.com




Veteran Owned Small Business for Three Generations

Founder - Curtis C. Bailey As a kid growing up in beautiful Northern California, Curt Bailey was always outside. With three older brothers and a little sister in tow, there was never a dull moment with many crazy adventures in Chico Creek, Butte Meadows and even their own backyard. Although Curt's parents, Tom and Sharon Bailey, ran their own cattle ranch, Curt spent much of his time tinkering with whatever electronics and gadgets he could get his hands on. In 1973, at 22 years old, Curt enlisted in the United States Army and served in the Korean War as a journalist photographer under the Second Infantry. Soon after arriving back home in the States, Curt got a job working for his local parks maintenance and from there his love of parks, nature and all things outdoors grew into a passion that quickly ignited action. After seeing first-hand what uncontrolled litter, graffiti and vandalism can do to the environment and the quality of parks, Curt threw himself into inventing and patenting new and improved products such as Etch Resistant No Glass Mirrors, Soap Dispensers and even Electric Hand Dryers. These vandal proof products now serve in not only parks, but rest stops, bars, and even US Navy Aircraft carriers. Curt was also an avid participant of the community in other ways including being a member of the Forest Ranch Lions Club and maintaining Chico's Veterans Memorial. His biggest passion outside of the outdoors was his family's history, and after months of research on the Bailey's lineage and connection to the Hoghton Towers located in Preston, England, Curt was able to travel overseas and walk the very grounds of the castle he had read so much about. Shortly thereafter, following a courageous battle with cancer, Curt passed away on August 2nd, 2015. However, he dedicated even his last months to make certain that Vandal Stop Products would stay the outstanding company that he had created it to be.



Partner - Thorson W. Bailey, better known as TW, was born on June 8th, 1924 into a very loving home. Growing up with two older siblings in southern Arkansas in the midst of the Great Depression, Tom learned how to work hard from a very young age. At 15, he once spent a whole day plowing with his favorite mule, Red, so that he could ride her twenty miles round-trip that night to see Ronald Reagan in the 1940 film *Knute Rockne All-American!* In 1943, a year after graduating high school, Tom joined the Army Air Corps. He was then stationed all over the states including New York, Alabama and finally California. It was there in Chico, while stationed at the Chico Air Base as an airplane mechanic, that Tom met his future wife Sharon Grace. After a whirlwind courtship, they were married in June of 1945. Soon after, Tom graduated from Chico State University with a degree in accounting. As a father to five, four sons and a daughter, Tom worked many different jobs including realty, accounting and running a cattle ranch. Later in his life, Tom dedicated much of his time to the Chico Breakfast Lions Club, serving as president for two years in a row. Taking an interest in his son Curt's Vandal Stop Products, Tom also became co-owner of Atlas-American and faithfully supported Curt all the way through. After passing away in spring of 2015, Tom's legacy is not only carried on by Vandal Stop Products but his 5 children, 8 grandchildren and 15 great grandchildren as well.



President - Robert T. Adamis As the nephew of the founder of Vandal Stop Products, Curtis Bailey, and the grandson of Thorson W. Bailey, Robert took an interest in all things mechanical and computers at an early age. During his early years of college taking engineering courses, Robert designed Vandal Stop's first website at the request of Curt Bailey. In 2005, after completing his degree in Aerospace Engineering, Robert was commissioned as a 2d Lt in the USAF where he served active duty first as an Operations Analyst testing the F-16, F-15E, A-10 and F-22 fighter aircraft. He later became an ROTC instructor teaching new cadets in Air Force History and Decorum. He then transferred to Defense Contract Management Agency (DCMA) and worked on the Advanced Extreme High Frequency (AEHF) satellite program and then the US Navy's Fleet Ballistic Missile (FBM) Trident II D5 Program as a Program Integrator. After 11 years of Active Duty Service, Robert transferred into the Air Force Reserves and continues to serve when called. With the passing of Curt and Tom, Robert has now picked up the banner of Vandal Stop Products to carry it forward.



www.vandalstop.com

Phone
(530) 894 7867

Vandal Stop Products by Atlas American LLC
1930 Village Center Circle #3-5871
Las Vegas, NV 89134

E-Mail
sales@vandalstop.com



Cleaning & Maintenance Instructions

The Vandal Stop line of heavy duty bathroom accessories is designed for durability, longevity, and resistance to wear and tear. To ensure that your units look and function like new for years to come, follow these cleaning and maintenance guidelines carefully.

Dispensers (Toilet Paper, Soap, Seat Cover, Paper Towel)

To clean and maintain your lockable dispensers, begin by securing the units to prevent tampering during the cleaning process. For general cleaning, use a soft terry cloth towel dampened with warm water and a mild detergent or a specialized stainless steel cleaner. Wipe down the entire exterior surface of the unit with care to avoid scratches; never use paper products as they may scratch the surface. After wiping, rinse the cloth with warm water and go over the unit again to remove any residue of the cleaning agent. Then, dry the unit thoroughly with a clean, dry terry cloth towel.

If the unit has graffiti or minor scratches, put on rubber gloves and gently brush the affected area using steel wool or very fine sandpaper. This should be done with care to avoid causing further damage. Optionally, you can also disinfect the unit by spraying a disinfectant onto a terry cloth and wiping it down. Avoid spraying the disinfectant directly onto the unit, as this may interfere with its mechanisms.

Mirrors

To clean the mirrors, which may include a sacrificial layer of protective polycarbonate, also known as Lexan, use a soft microfiber towel dampened with warm water and mild detergent or glass cleaner to wipe down the mirror surface. Again, avoid using paper products as they can scratch the surface. For minor scratches on the Lexan layer, you can employ a heat gun on a low setting and carefully go over the scratched area until they become less noticeable.

If the scratches on the Lexan are too deep for the heat gun to be effective, a replacement layer of polycarbonate may be ordered and installed according to the manufacturer's instructions. After cleaning or performing any maintenance, rinse the cloth in warm water and wipe down the mirror again to remove any residual cleaning agent. Finally, dry the mirror thoroughly with a clean, dry microfiber towel.

By diligently following these cleaning and maintenance instructions, you will ensure the longevity and pristine appearance of your Vandal Stop bathroom accessories.



www.vandalstop.com

Phone
(530) 894 7867

Vandal Stop Products by Atlas American LLC
1930 Village Center Circle #3-5871
Las Vegas, NV 89134

E-Mail
sales@vandalstop.com



Warranty Information

Vandal Stop Products is proud of the rugged durability and reliability of our products, and we back it with the strongest warranty in the industry. Products that contain "VSP" or "AA" nomenclature in the product SKU are covered by this warranty unless otherwise stated.

Definitions

12 Gauge Products: Come with a Limited 10 Year Vandalism Warranty against heavy use, abuse and non tool assisted vandalism. Unit must be installed using specified mounting hardware and locked while in service. Your product is guaranteed to remain functional after a vandal attack or it will be repaired or replaced at our discretion. Warranty does not protect against surface scratching or other aesthetic compromising vandal attacks.

14 Gauge Products: Come with a Limited 5 Year Functional Warranty against manufacturing defects and heavy use when properly installed using specified mounting hardware and locked while in service. Your product is guaranteed to remain functional under heavy use conditions or it will be repaired or replaced at our discretion. Warranty does not protect against surface scratching or other aesthetic compromising vandal attacks.

16 Gauge Products: Come with a Limited 2 Year Functional Warranty against manufacturing defects and normal use for high traffic facilities that do not see frequent abuse or vandalism by customers. Unit must be installed using specified mounting hardware and locked while in service. Your product is guaranteed to remain functional under normal use (non vandalism conditions) or it will be repaired or replaced at our discretion. Warranty does not protect against surface scratching or other aesthetic compromising vandal attacks.

304L Stainless Steel Products: Are suitable for applications where frequent exposure to fresh water will occur. The product is guaranteed not to fail because of corrosion related deterioration due to freshwater or it will be repaired or replaced at our discretion.

316L Stainless Steel Products: Are suitable for applications where frequent exposure to salt water or air will occur (typically encountered in marine or beachside applications). The product is guaranteed not to fail because of corrosion related deterioration due to saltwater or it will be repaired or replaced at our discretion.

Vandal Resistant Mirrors: Our line of vandal resistant mirrors employ a sacrificial layer of polycarbonate that takes the brunt of vandalism attacks and offers a cost effective method of restoring the mirror to use without replacing the entire mirror. We do not warranty the sacrificial layer polycarbonate. Minor repair of the polycarbonate may be performed by the customer using a hand-torch to melt out any scratches. Replacement polycarbonate may be purchased from us or sourced from your local vendor.

Product Functionality: Our warranty covers the functionality of the product in that it is guaranteed to continue working as intended even after enduring heavy use or attempted vandalism. We do not cover the cosmetic appearance of the product.

Mounting Requirements: To be warranted against intentional vandalism attacks, the product must be properly mounted using $\frac{3}{8}$ " diameter x 2.5" long mounting hardware (customer procured or sold optionally) with at least 4 mounting points anchored securely to the wall. Sheetrock installations require $\frac{3}{4}$ " plywood backing or must have a minimum of two $\frac{3}{8}$ " diameter x 2.5" long mounting hardware screwed into a stud and the other two mounting points attached using heavy duty drywall anchors.

Security Requirements: Products must be securely locked with a key lock or padlock in order to be warranted against vandalism.

Labor Cost: When a product is being serviced under warranty we will cover the repair or replacement and return shipping cost of the product. We do not cover labor costs associated with removal and reinstallation.

Theft Warranty Requirements: Products that have been removed from the facilities are not covered under warranty unless they are installed using our Vandal Stop Theft Proof security mounting hardware kits.

Mechanical & Electrical Components: Some of our products come with mechanical or electrical components sourced from suppliers and are not covered by our warranty. This may include, but is not limited to, the plastic automated dispensing mechanism inside our soap dispensers or the clutch bearings inside our controlled dispensing mechanisms. If you should encounter a problem with these components we will be glad to assist with repair or replacement at the customer's expense.

Product Name Warranty Key:

- 304L-12g: 10 Year Vandalism & Corrosion in Fresh Water Environments Warranty
- 316L-12g: 10 Year Vandalism & Corrosion in Saltwater Environments Warranty
- 304L-14g: 5 Year Standard Warranty against Abuse & Corrosion in Fresh Water Environments
- 316L-14g: 5 Year Standard Warranty against Abuse & Corrosion in Saltwater Environments
- 304L-16g: 2 Year Standard Warranty against Defects for Parts & Material
- 316L-16g: 2 Year Standard Warranty against Defects for Parts & Material



www.vandalstop.com

Phone
(530) 894 7867

Vandal Stop Products by Atlas American LLC
1930 Village Center Circle #3-5871
Las Vegas, NV 89134

E-Mail
sales@vandalstop.com



Locks & Mounting Hardware

Locks: Because a large majority of our customers have their own padlock and key systems in place, we do not provide padlocks with our products. If you require a padlock, you may purchase from our website or any hardware vendor of your choosing. Products that require keyed locks (cylinder locks used on our soap dispensers, for example) are provided with keys.

Mounting Hardware: Our customers face a variety of installation scenarios be that wood, concrete, cinder block, sheetrock or metal partitions. Because of the variety of installation scenarios possible, it is not cost effective to provide the proper mounting hardware for each possible situation. You may purchase your appropriate mounting hardware from us as an add-on product or source it from your own hardware supply store.

For full warranty protection against vandalism, ensure your installer uses the specified 3/8" diameter mounting hardware. Failure to do so may limit your warranty coverage against vandalism.

Theft Concerns: If theft of the unit is a concern, then it is highly recommended that you use appropriate anti-theft devices such as Loc-Tite® thread compound or security head type screws. Back to back through bolting on metal partitions is also highly recommended.

Warranty Against Theft: If you would like to extend your product warranty to cover your installation and protect against possible theft, then you may purchase our Vandal Stop Theft Proof security mounting hardware kits along with your product. These kits come with special security screws that contain a registered head pattern that can only be turned with our registered bit head.

Installers: It is imperative that you install our products with 3/8" diameter mounting hardware that is applicable for your situation. Failure to do so could void the warranty of the products against vandalism.

Warning! Standard sheetrock screws are NOT sufficient mounting hardware for the product to be completely secure and warranted against vandalism attacks.

Not Approved for Warranty Coverage



Approved for Warranty Coverage against Vandalism



Approved for Warranty Coverage against Vandalism AND Theft



www.vandalstop.com

Phone
(530) 894 7867

Vandal Stop Products by Atlas American LLC
1930 Village Center Circle #3-5871
Las Vegas, NV 89134

E-Mail
sales@vandalstop.com



Important Things to Know

All of our products are hand made in the USA using American sourced Stainless Steel. We have a mix of instock and made to order items.

In Stock Items: Items indicated as in stock on our website will ship within 3 to 5 business days from ordering. For larger orders exceeding 10 units or more, if your order exceeds what is available in stock we will fulfill what is available from stock and cue the balance for a production run. We will notify you if this occurs.

Made to Order Items: Our estimated lead times for made to order items are as follows:

- Quantity 1 - 10 = ~4 to 6 weeks for production
- Quantity 11 - 50 = ~4 to 8 weeks for production
- Quantity 51 - 100 = ~6 to 10 weeks for production
- Quantity 101 - 200 = ~10 to 16 weeks for production
- Quantity 200+ = Call for estimate

These lead times are estimates and may fluctuate greatly depending on weather, holidays and any potential production delays due to unforeseen circumstances. Some production delays may occur during the months of November, December, January, and February due to snow conditions at the factory.

If your project is on a tight schedule, we advise that you contact us prior to ordering so that we may ascertain if it might be possible to meet your required schedule. We do not guarantee delivery dates. Any date provided for possible shipping via email or phone is an estimated delivery date. Failure to account for lead times is not sufficient for the return or cancellation of an order.

Returns & Cancellations: On a case by case basis, stocked items may be returned if the item is unused. The customer will be responsible for return shipping and a 20% restocking fee may be accessed. For Made to Order items, order changes or cancellations with no penalty if written notice is given within 3 business days. After 3 business days, if the order is cued into the production schedule but production has not begun, a 10% cancellation fee may be charged. Once production begins, order cancellation is not possible. Made to order items are not eligible for return unless there is a manufacturing defect or the items were damaged in shipping. Orders may not be canceled due to customer's failure to account for production lead times.

Product Inspection: Upon delivery, customer must inspect packaging and product for any product defects or shipping damages. If no shipping damages are reported within 24 hours of delivery or the item is installed then the product is considered accepted by the customer.



www.vandalstop.com

Phone
(530) 894 7867

Vandal Stop Products by Atlas American LLC
1930 Village Center Circle #3-5871
Las Vegas, NV 89134

E-Mail
sales@vandalstop.com

VANDAL PRODUCTS

by **ATLAS**  **AMERICAN**

A Veteran Owned Small Business

Washroom Accessories for Public Restrooms that Endure High Use, Abuse, Corrosion
and Vandalism

Buy It Once, Install It Once!



www.vandalstop.com

Phone
(530) 894 7867

Vandal Stop Products by Atlas American LLC
1930 Village Center Circle #3-5871
Las Vegas, NV 89134

E-Mail
sales@vandalstop.com